

# COVID-19 Health & Safety Solutions

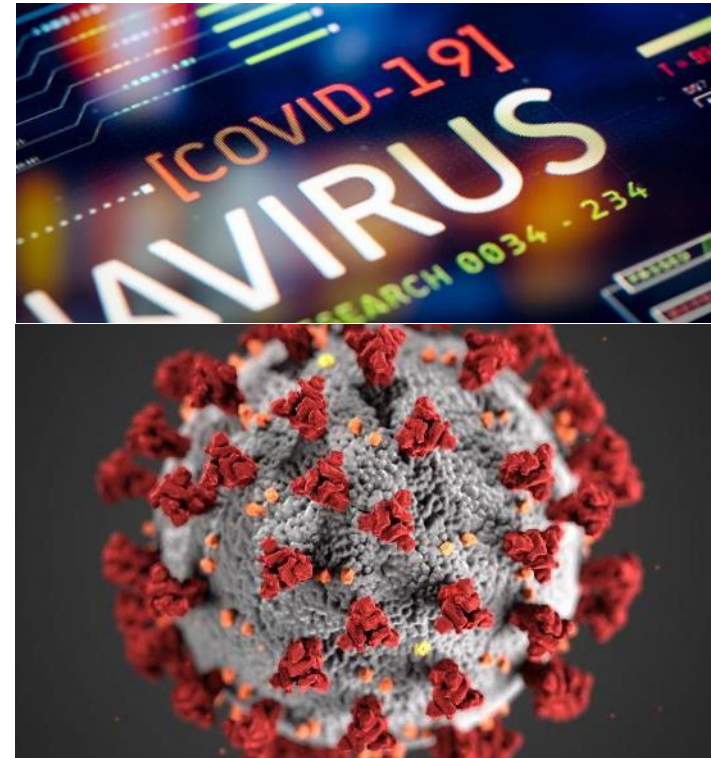


*Social Distancing Solution & Traffic Flow Control*

**INDYME**  
smart response.

# The Retail Challenge

- Stores have responsibility to keep shoppers and employees safe and comfortable
- Social Distance will be the norm in the foreseeable future
- Retailers need low cost, self-installed, plug and play solutions
- Key is to minimize total cost and effort to deploy
- Indyme's Unique Benefit: A re-useable solution after COVID-19 pandemic



# Indyme's Turnkey Health & Safety Solutions

## 1. *Social Distance Messaging*

Communicate social distance messaging at store cluster points



**For your safety,**  
please maintain six feet of  
social distance, thank you

## 2. *Store Capacity Management*

Automate store traffic flow control to enable shoppers to self-serve



# Social Distancing Notification




*Keeping Shoppers And  
Employees Safe*

**INDYME**  
smart response.

# Low Cost Public Safety Solution

- **SmartDome Social Distancing Notification**
  - Simulated camera with build-in speaker
  - Activates on shopper dwell
  - Announced safety message
    - ***“For your safety, please maintain six feet of social distance”***
    - Customizable messaging available
  - Adjustable hold off period until next notification
  - Battery operated or POE powered
  - Self-installed with multiple mounting options

Floor Stand







# Application: Checkout Area

Detect Shoppers



Plays audio alert message

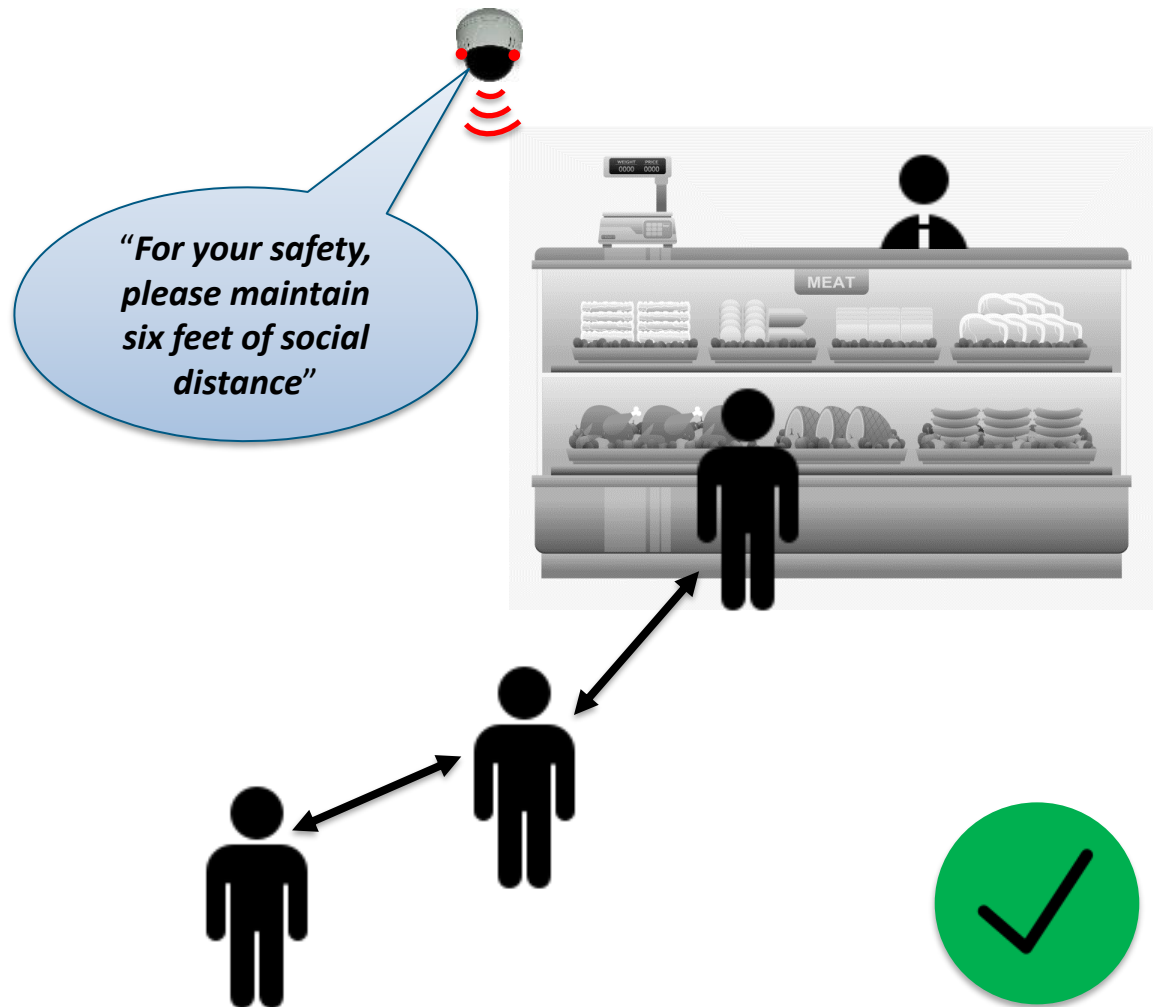


# Application: Service Counters

Detect Shoppers



Plays audio alert message

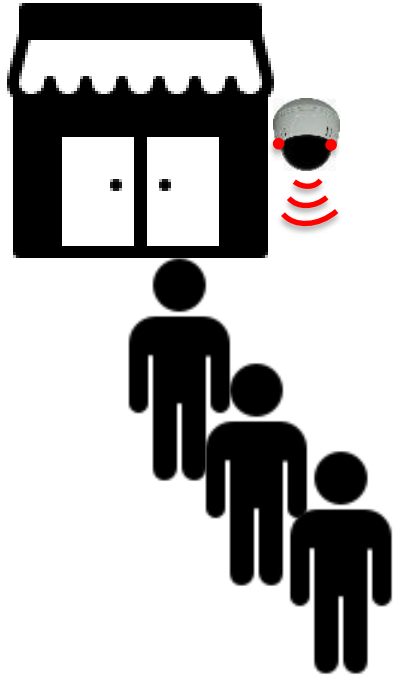


# Application: Store Entrance/Vestibule

Detect Shoppers



Plays audio alert message






# “Clip-to-the-Grid” Self-Install Mounting

- Simple “Clip to the grid” installation
- Bulkhead or pole mount
- Battery operated – no wires
- Can be quickly re-located following re-sets



# Floor Stand Application at Checkout Queue



# Traffic Flow Management



*Keeping Shoppers And  
Employees Safe*

**INDYME**  
smart response.

# Traffic Flow Management Overview

- Low cost, turn-key solution
- Plug and play installation
- Maintain maximum of XX shoppers per 1,000 sq. ft.
- Regulate shoppers entering store
- Provide compliance statistics of store occupancy



# Low Cost Plug and Play Solution

- Only two system components
  - Integrated monitor and controller
  - People counter
- Only requires power
- No IT support
- Cellular modem interface to cloud based database and administration controls



# Key System Capabilities

- Highly accurate traffic counting – 98%
- Over the air, simple administration
- Quick and easy to install
- Rich compliance data reporting
- Maintains shopper privacy
- Off-network – Zero store IT requirements
- Highly cost effective



# Integrated Solution



Integrated monitor and controller positioned facing store entrance



Indyme Control Unit



Hella Traffic Counter Mounted over Entrance

# How it Works, Shopper View\*



Shoppers in line,  
Store at full capacity

Two shoppers depart  
Two shoppers  
instructed to enter

Shoppers entering store  
detected by traffic counter

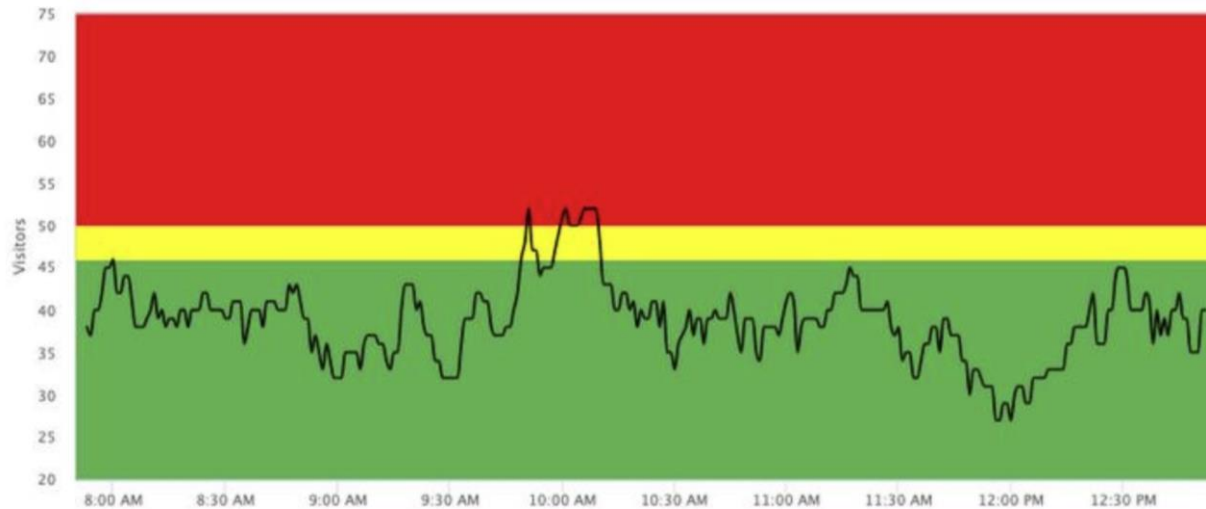
Display notifies additional  
shoppers to please wait




\*Animations viewed in slide view mode



# Complete Compliance Statistics

## Store 0320 Compliance Report



-  Maximum Occupancy
-  Actual Occupancy
-  Compliant Occupancy

- System data logs store occupancy real-time
- Programmable compliance test frequency
- Notifies for any non-compliance event

# Investment Protection



*Re-deployment of the  
Indyme System*

**INDYME**  
smart response.

# Post COVID Investment Protection

After the pandemic, re-deploy the Indyme system for:

- Customer assistance
  - Access to locked cases
  - Service counter assist
- Loss prevention
  - Cosmetics
  - Pharmacy
  - Baby formula
  - Tide
  - Liquor



# SmartPortal Engagement Metrics

SmartPortal



/ All Stores ▾



← Aug 13, 2017 to Aug 19, 2017 →

## Help Request Current Week Score

**76**

out of 100

↓ -5

Average Button Presses

97 ↓ -11%

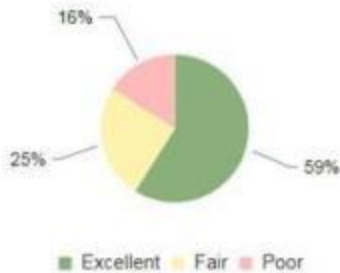
Average Response Time

33 sec ↑ 7.8%

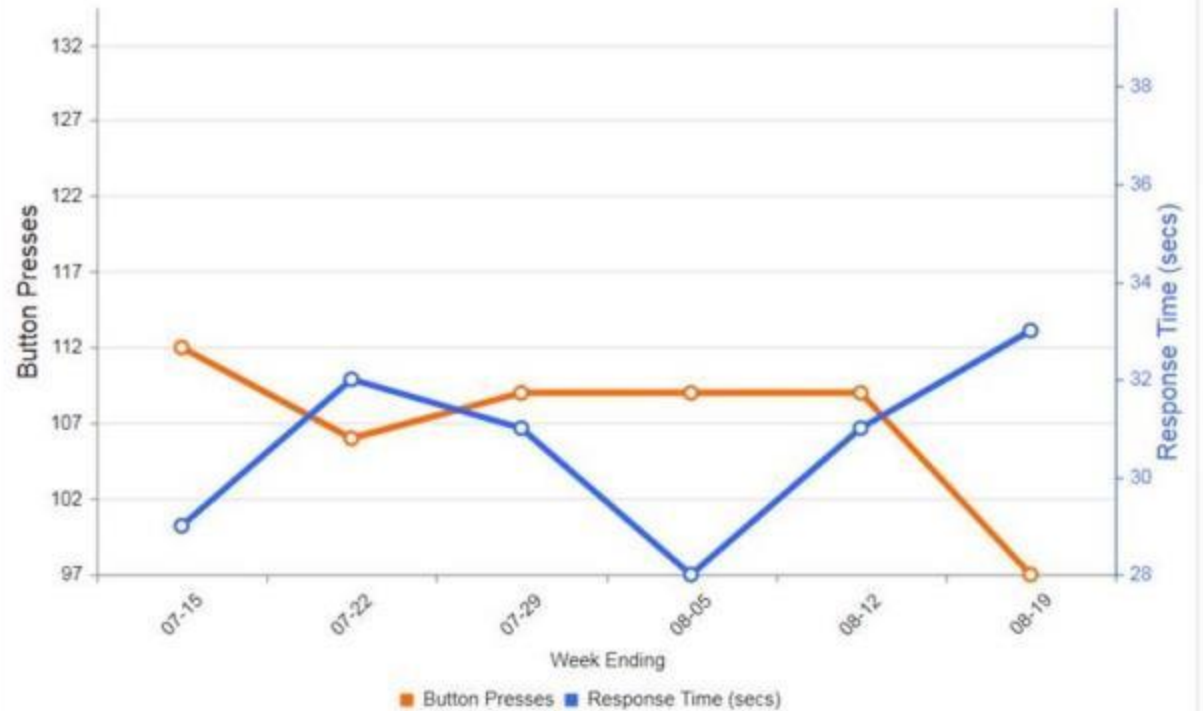
Total Failed to Respond

0

## Help Request Response Time Distribution



## Help Request Weekly Trend





# Open Discussion & Next Steps